


Character Counts



Together, pick a fiction book to read. (See suggestions on how to pick a good book.) You can do the following activity using an unfamiliar book or one your child has already read.

Before Reading



- After making a reading selection, ask your child to explain why they chose this particular book.

Read the story aloud to your child

After Reading

- After reading the book, ask your child whom this story was about. Together, come up with some important traits that would describe this character. (e.g., respectful, polite, giving, thoughtful, kind, playful, smart, talented, etc)
- From the list you generated together, ask your child to select the trait that best describes the character. Print that trait in the circle then discuss what it means.
- Finally, think of examples where you would see this trait exhibited. Describe those situations in each of the four squares. Your child may draw this situation or dictate to you a description and you can print their words. Encourage them to describe what would happen in each situation and what people would do to demonstrate this particular character trait.

Character Counts



Write an important character trait in the circle.

Then explain what your word means.

Give examples of where you would see this character trait.

in your book

at your house

at school

at the playground